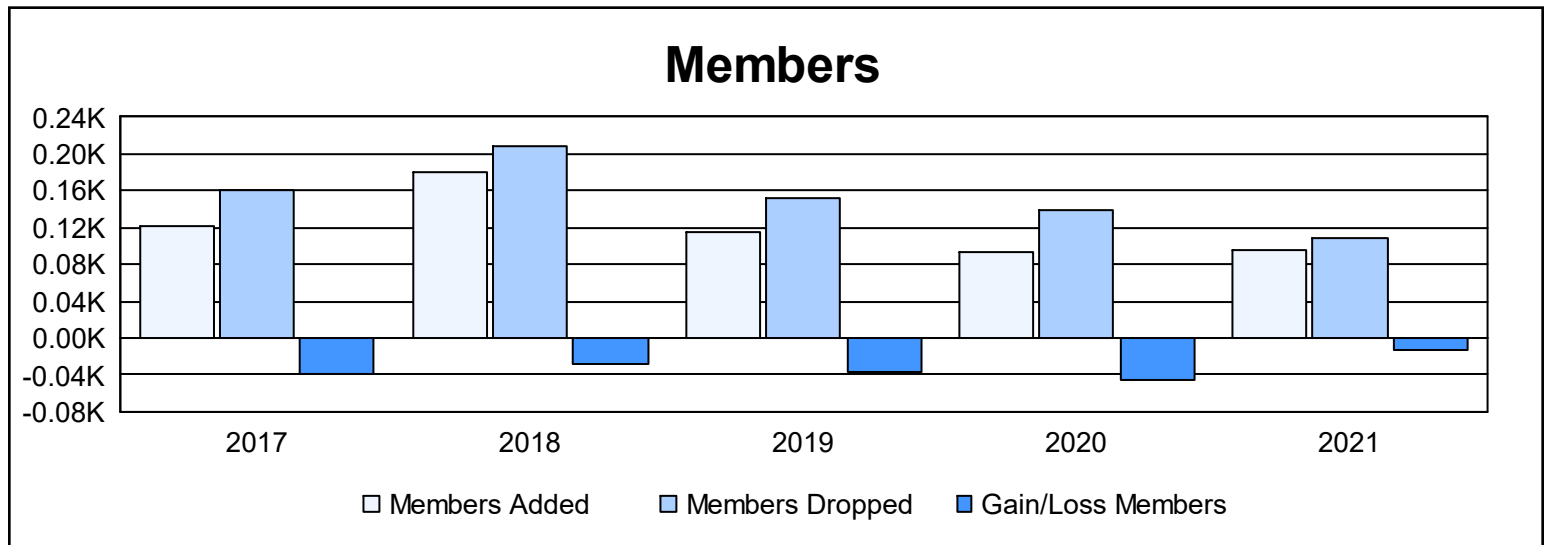
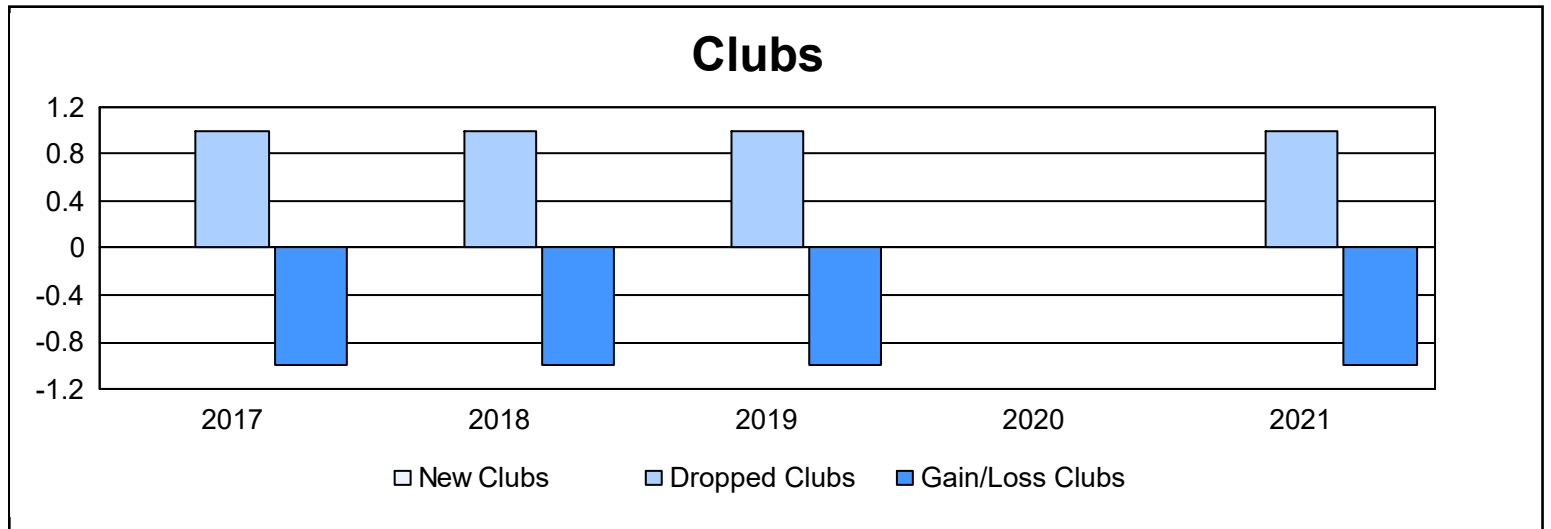
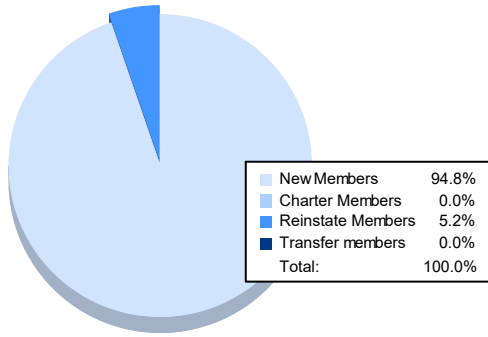


| Year | New Clubs | Dropped Clubs | Gain/ Loss Clubs | New Members | Charter Members | Reinstate Members | Transfer Members | Total Member Added | Total Members Dropped | Gain/ Loss Members |
|----------------|-----------|---------------|------------------|-------------|-----------------|-------------------|------------------|--------------------|-----------------------|--------------------|
| 2016-2017 | 0 | 1 | -1 | 118 | 1 | 1 | 2 | 122 | 161 | -39 |
| 2017-2018 | 0 | 1 | -1 | 174 | 0 | 4 | 2 | 180 | 209 | -29 |
| 2018-2019 | 0 | 1 | -1 | 110 | 0 | 3 | 2 | 115 | 151 | -36 |
| 2019-2020 | 0 | 0 | 0 | 85 | 0 | 5 | 4 | 94 | 139 | -45 |
| 2020-2021 | 0 | 1 | -1 | 91 | 0 | 5 | 0 | 96 | 109 | -13 |
| Average | 0 | 1 | -1 | 116 | 0 | 4 | 2 | 121 | 154 | -32 |



Membership Composition June 2021 Cumulative



Gender Composition June 2021 Cumulative

